

Falcon SMT-880

5" Colour Touch Screen Thermostat

Making Life Comfortable

General Description

Finding the right HVAC control solution is often not an easy task. Modern consumers expect an attractive and easy to use thermostat featuring all the modern features and yet not want to pay a fortune for it.

As an installer you must select a control system that not only meets your client's expectations but must control the HVAC system in a safe and energy efficient manner - and it must be reliable, easy to install and easy to set up.

Smart Temp are pleased to offer the SMT-880 "Falcon", a control solution that is sure to impress you and your customer.

The Falcon features a full colour 5" touch screen with a modern interface and attractive icons. Tapping icons open pages that permit the adjustment of comfort levels, system modes and holiday scheduling that are all laid out in an attractive and intuitive format. The Falcon is that easy to use that the user should never need read the manual or call tech support for help using their Falcon.

The capabilities of the Falcon does not stop with a fancy user interface. The Falcon can easily be expanded to include individual temperature control for up to 9 zones by the simple addition of the optional zone control module.

Adding extra wall controllers (up to a maximum of 4) further adds to the Falcon's capability. A change made on any one of the wall controllers will automatically synchronize, updating information to the other wall controllers.

Each wall controller has the ability to turn zones or the HVAC system on or off or adjust individual zone temperatures. With the Falcon when using multiple wall controllers you can adjust the upstairs comfort level from the downstairs wall controller or turn the kid's bedroom zone on or off from the wall controller located in the master bedroom.

The Falcon, not only an attractive thermostat, it's easy to use and a very powerful climate control system.



Condensed Features

5" Colour "Capacitive" Touch Screen

Up To 4 Wall Controllers Per System*

Up To 9 Temperature Controlled Zones*

Full Scheduling for Each Zone

iPhone, Android and Web Page Control#

Rh Monitoring and Control

Single or Three Fan Speed Control

Heat Pump or Heat Cool Control Logic

0-10V for Valve Control

Photo Frame Function

Customisable Display

Light Sensor for Automatic Backlight Control

Extensive Installer Options Menu

Installer "Theft Lock" Function

Full Local Product Support

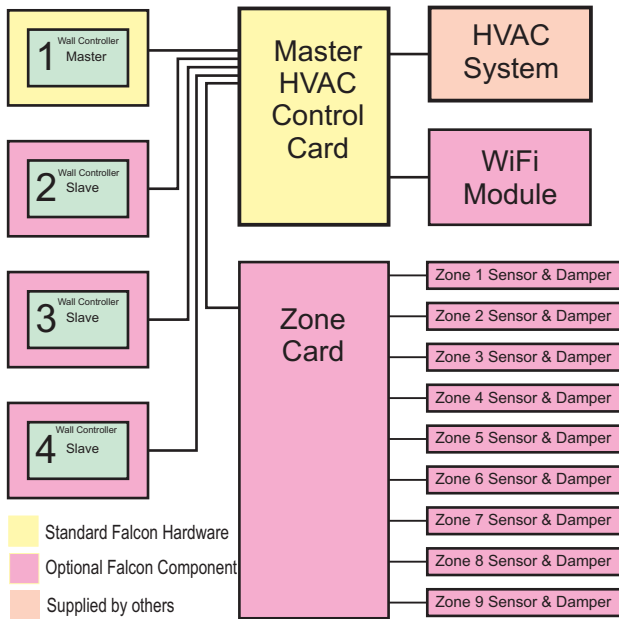
Designed and Built by Smart Temp Australia

Comprehensive 3 Year Warranty RTB

* requires optional modules
available mid 2014



Typical Wiring (Full System)



The Falcon was designed with the installer in mind. Getting the system installed, working well and commissioned with a minimum amount of fuss and effort was paramount in the Falcon design criteria.

To make wiring fast and fool proof, all Falcon connections are via industry standard and readily available RJ 45 "patch leads". Simply plug the patch lead in the rear of the wall controller and the other end into the Master HVAC control card and wiring is complete. If you want zoning - just plug the patch lead into the Zone Card and zoning is now available. Even the dampers can be a plug in type when using dampers fitted with RJ-12 sockets such as the Smart Temp STBD-RJ12XX dampers.

Wall Controller to Master HVAC Card - RJ 45 Patch Leads
Master HVAC Card to Zone Card - RJ 45 Patch Leads
Zone Card to Zone Sensor - 0.25mm pair*
Zone Card to Dampers - 3 wire (Open / Closed / Com) or Rj12
Master HVAC Card to HVAC System - RYWG and /or 0-10V

Just More Clever Features

The Falcon is packed with a wealth of innovative functions - far too many to mention here but includes features such as:

Logging

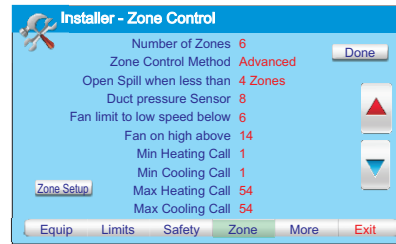
The Falcon logs all set points and room temperatures for all zones on a moving 7 day window. Review system performance at a glance or zoom in to see hour by hour data. Great for diagnostics.

Installer lock

If enabled, the installer is able to set a three tier reminder for the user to enter your custom selected 6 digit security PIN.

If the Falcon system is stolen the Falcon locks out all heating and cooling until the correct security PIN is entered.

Installer Menu



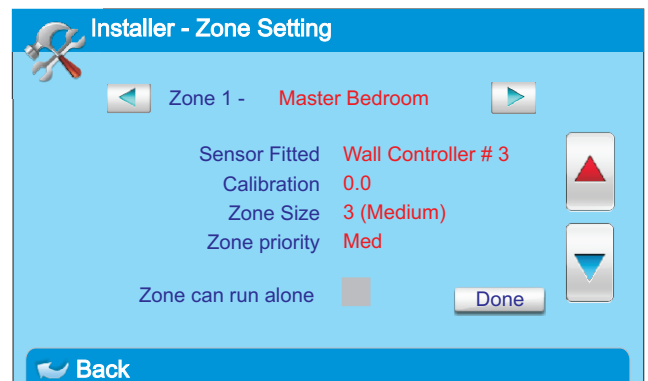
The Falcon has been carefully designed to be right for the job "out of the box". In the unlikely event the Falcon is not set up perfectly for your project a PIN

protected installer menu is provided to enable you to fine tune the Falcon's performance to meet the demands of the project.

The installer menu permits the adjustment of such things as setting the number of zones, permitted minimum and maximum set temperatures and the number of equipment stages. It is presented in a logical format and in clear, precise English. So even if you have to enter the installer menu, you won't need a manual to understand the settings.

Clever Zone Control

Zone control in the Falcon is simple to use and understand, offering 3 zone control modes. **Basic**, where all zones are maintained to the same temperature; **Normal**, where all zones are maintained to the same temperature however you can select zones as open (on) or closed (off) and **Advanced**, where all zones are individual - each zone with the ability to have individual schedules and temperatures.



The zone setup menu is used to set the number of zones under Falcon control and how these zones are managed, individually and as a group.

Further, the installer has full control of when the HVAC system starts and stops based on the total demand for heating and cooling. This prevents fixed capacity systems from attempting to run when there are not enough outlets open and better manages the HVAC system when the total demand exceeds the HVAC system's supply capability.

The Falcon has intelligent control zone logic designed to ensure a comfortable climate while still functioning within the capabilities of the HVAC system

* Screened recommended for runs > 25m

